



Issues and Challenges of Non-Formal Education in Indonesia to Implementing Lifelong Learning

By:

Dr. HURIP DANU ISMADI

Drs. WARISNO, M.Pd

*Directorate General of Non Formal and Informal Education
National Education Department*

Delivered on the ASEM Lifelong Learning Conference

29-30 October 2009, Nhatrang City, Vietnam

VISION

**LIFELONG LEARNING FOR INDONESIAN
PEOPLE**

MISSION

To achieve:

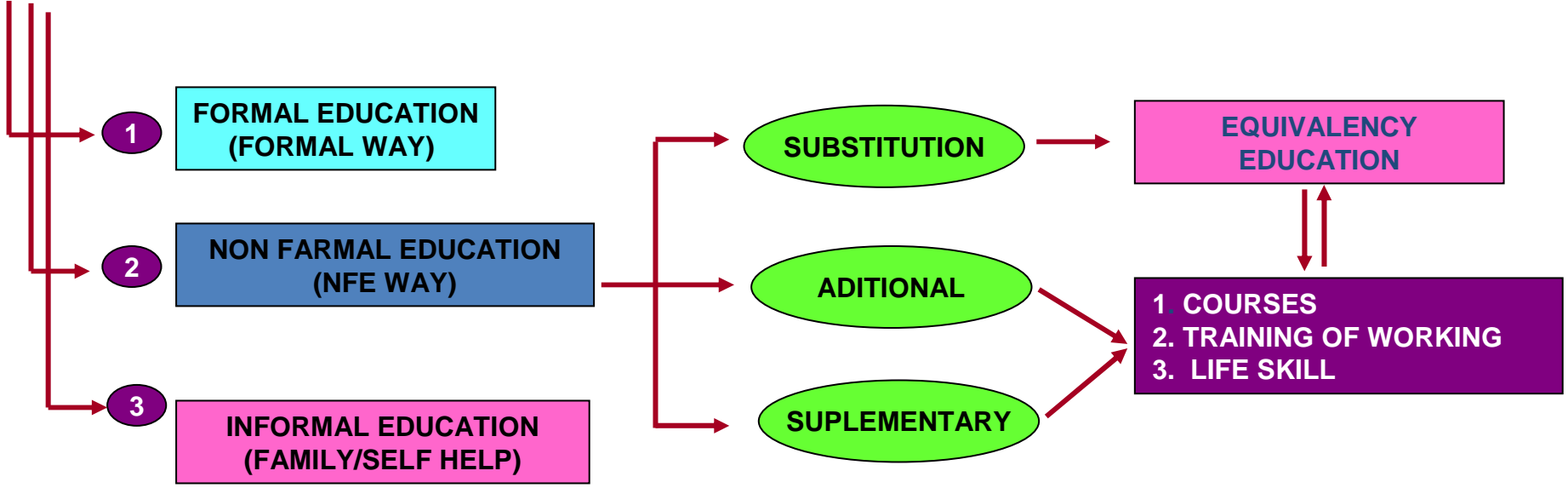
1. The access of qualified early childhood Education based on their potency and local need.
2. The access of qualified literacy education and the relevances based on local wisdom.
3. The access of qualified equivalence education in the basic and secondary education.
4. Course and training based on life skill.
5. Informal education in Family & Environment for Education Sustainability Education (ESE).
6. The strength, qualified, and professional Institutional

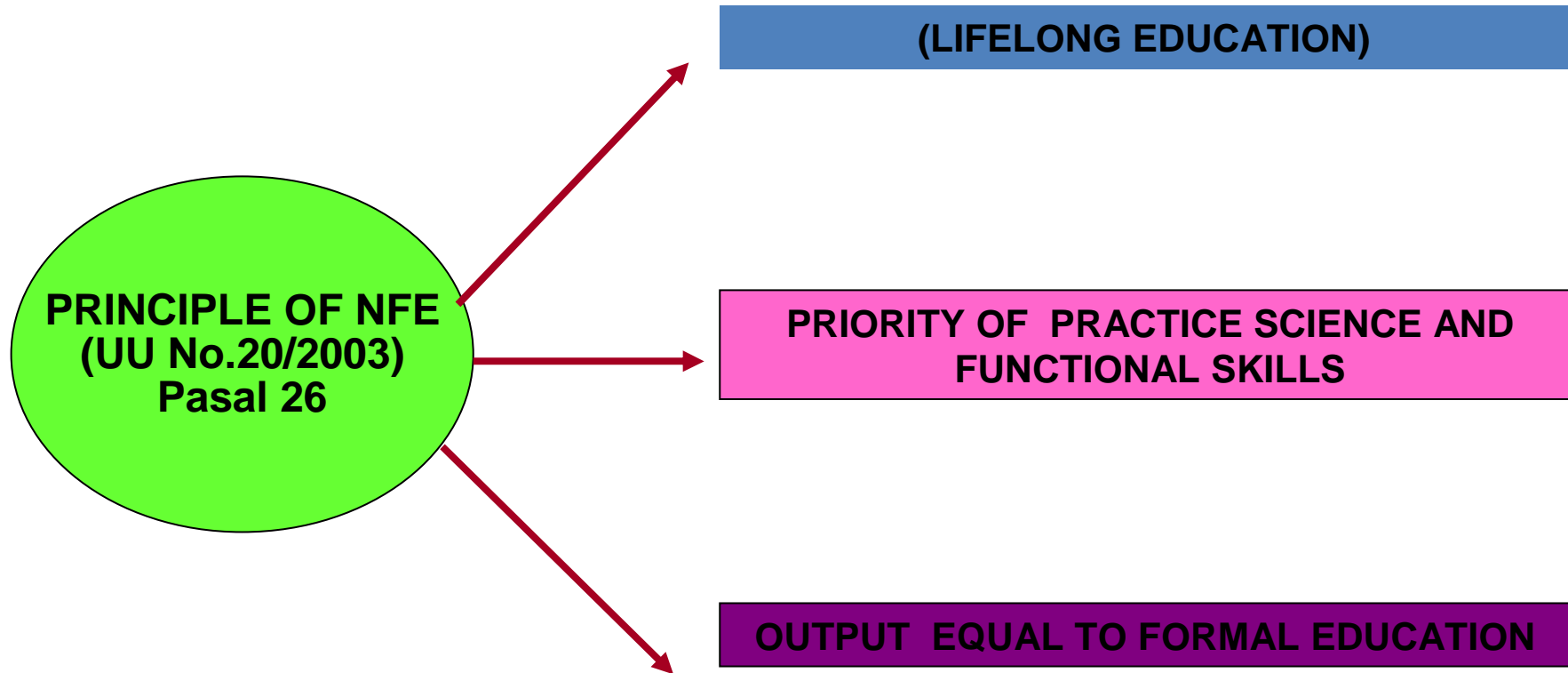
PROBLEMS & CHALANGES FOR THE IMPLEMENTATION OF NFIE (NON FORMAL AND INFORMAL EDUCATION) PROGRAM ON LIFELONG LEARNING

1. The quality of process and learning product is not optimal for the learners because of the limitation of NFIE teacher and staff competency, teaching material, and facilities.
2. The most various of status and the quality of NFIE unit because there are no standardization, accreditation, and regulation for NFIE institutional
3. It has not been done for accreditation and certification of NFIE program
4. Difficult to have target data and NFIE program accurately and fast
5. Some of blocked implementation for NFIE program because of the frequently substitution or mutation NFIE staff
6. Difficult to have developing report of NFIE programs for decentralisation and task assistance

EDUCATION

LAW NO 20/2003





CONCEPT PNFI

1. Life Long Learning with different process of learning
2. Learning is empowering process
3. Practice and flexible match to progressive changes need for community
4. Set up by community and for community
5. To develop program become self help
6. Unique, it can serve program from Early Childhood to Adults

The NFIE of development Policies for 2009-2015

- 1. CAPACITY BUILDING OF LIFE SKILL EDUCATION FOR YOUTH AND ADULTS TO SOLVE UNEMPLOYMENT PROBLEMS FOR DECLINING POVERTY NUMBERS.**
- 2. LITERACY EDUCATION AND EQUIVALENCY PROGRAM FOR ADULTS WITH LIFE SKILL EDUCATION ORIENTED.**
- 3. CAPACITY BUILDING FOR EARLY CHILD EDUCATION AS BASIS OF EARLY DEVELOPMENT OPTIMALY**

4. Empowerment of NFIE *technical implementing unit as driver and initiator for:*

- The growth of the various of cheap and easy model but qualified NFIE Model based on local need and serviced society .
- The growth of program models and NFIE learning base on local wisdom and the comparative excellence.
- Born to Excellent NFIE programs based on local area
- More participated community to NFIE program especially at supervision area BINAANNYA.
- The creation of skillful, tough, innovative, high dedicated NFIE human resources

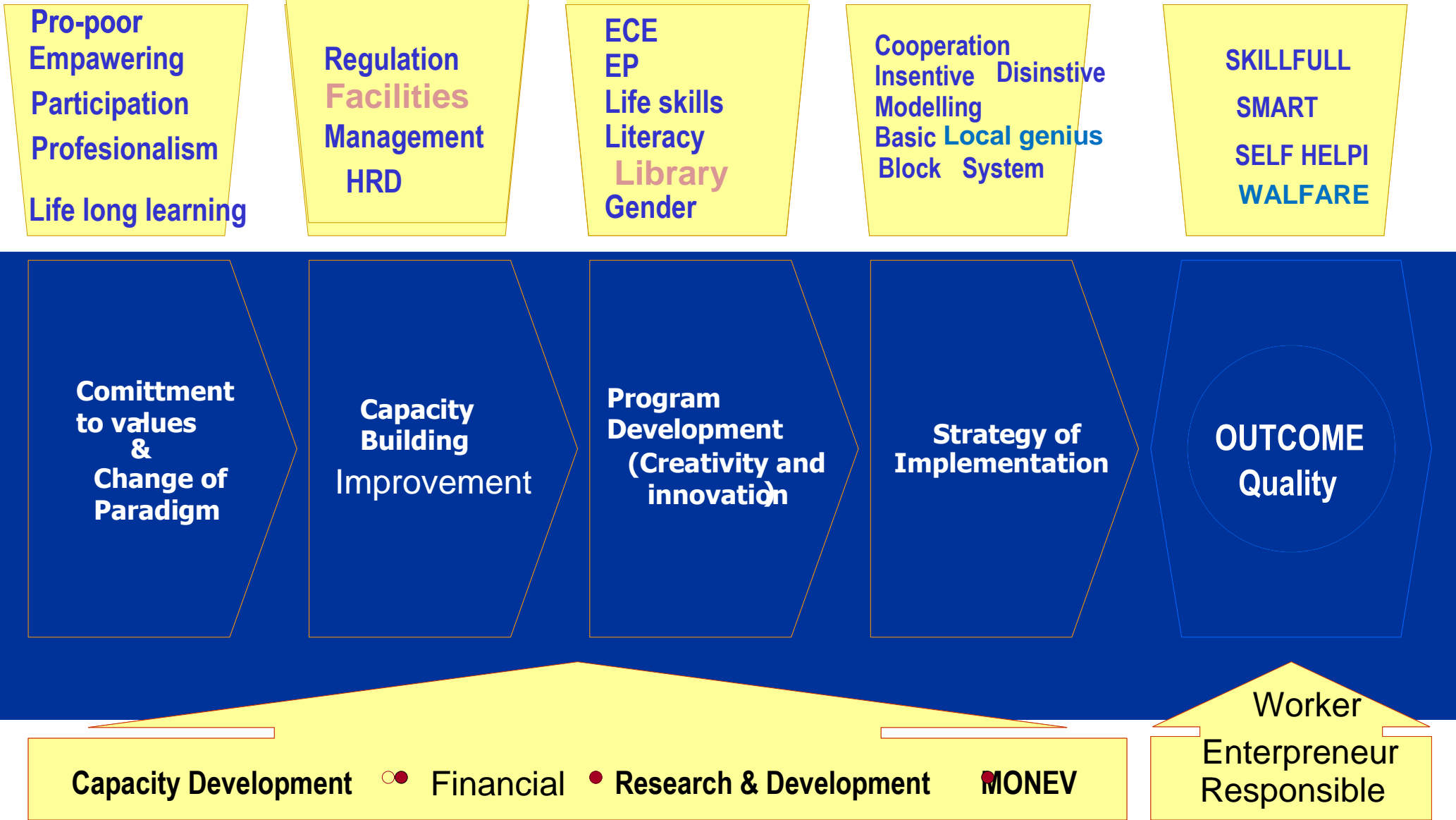
The Principles of NFIE Program Development

- **As additional, supplement, and/or substitution formal education**
- **Chief, Easy, qualified**
- **Flexibility (place, time, Implementation)**
- **Functional (usefulness, can be applied in learners life**
- **Reaching the unreached of formal education**
- **Focusing on community empowerment and all potencies of society**
- **In favor of the disadvantaged people**

DEVELOPMENT STRATEGY AND PROGRAM NFIE 2009

1. Partnership between government, local government, institution/organization, and society
2. Giving incentive and disincentive
3. Model development for guideline of NFIE implementation
4. Program development based on excellences
5. Block System based on certain characteristic and criteria
6. Giving subsidies / block grant for institution/ organization and Society of NFIE

Implementation Strategic

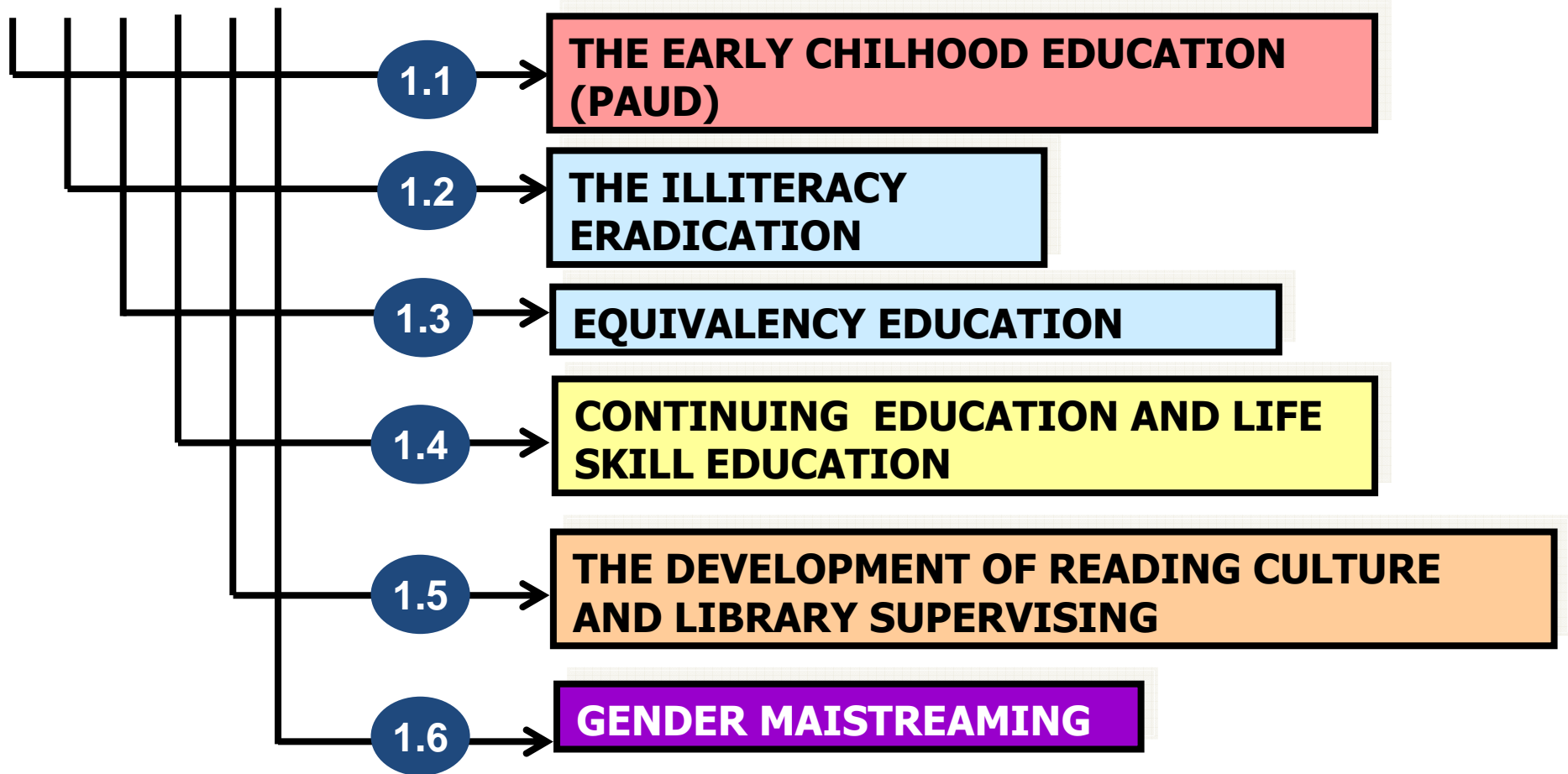


Target learner PNFI

All community from Early Childhood to Adults Early Childhood to Adults, specially:

1. ECE : age 0 – 6 years
2. Illiterate people age ≥ 15 year.
3. DO formal school & graduate from school but not continue
4. Unemployment and unskilled of productive age
5. The community needed additional skills and science

THE MAIN NFEI PROGRAM



THE PRIORITY PROGRAM OF NFIE 2009/2010

1. The optimize of early childhood program cooperate with world bank, UNICEF and Nederland government.
2. The optimize of equivalence education and Vocational package C program.
3. The acceleration of functional literacy program at district/city in which the rate of high illiterate through Scheme LIFE (*Literacy Initiative for Empowerment*) cooperate with UNESCO
4. *Life Skill* Program as literacy education, equivalence and course.
5. The development of enterprise for productive youth cooperate with the state minister of youth and sport
6. The development *Life Skill Education for Employment and Empowerment*, cooperate with World Bank and EUROPEAN COMMISSION
7. Capacity building of NFIE (P2PNFI/BP-PNFI), BPKB, SKB (*District Learning Center*), PKBM (*Community Learning Center*), Course Institutional, early childhood institutional
8. The Improvement of quality / graduation quality of NFIE program cooperate with Standard National Education – NFIE / National Accreditation Board and Competency Certification Board
9. The optimize of NFIE program in the remote area, isolated tribe and border area.
10. The Development of ICT to improve learning quality and data collection
11. The development planning system and monitoring and evaluation and report of educational development to support EFA and MDGs cooperate with UNICEF and UNESCO.

THE TARGET OF NFIE DEVELOPMENT 2005-2009

1. To improve the access of early childhood at the age 0-6 to be 53,90% by the end of 2009
2. To decline illiterate people at the age 15 and less 5% in 2009
3. To improve the access of Package A and B to complete *of 9-year compulsory basic education to reach 25% DO elementary school SD (class 4-6) and 50% student completed ES (SD) those who do not continue at secondary school and SMP DO , and the access of Package C to reach 200.000 people.*
4. To improve the access of life skill for productive age (not go to school, jobless from disadvantage family) with target 1,5 million people from 10% to have certificate (150.000 people)
5. To develop reading culture and interest for new literates.
6. Capacity building of gender disparity and children and women empowerment
7. The Development of Course, Technical unit Implementer/local and other NFIE unit through standardization, accreditation, certification, and quality assurance.

Performance Evaluation in NFE 2008 and Planning in 2009

Base on Priority of Strategic Planning 2005-2009

PLANNING, TARGET AND COSTING OF PRIORITY PROGRAM

DIRECTORATE GENERAL NON FORMAL DAN INFORMAL EDUCATION

NO	ACTIVITIES	TARGET OF STRATEGIC PLANNING 2005-		PERFORMANCE OUTPUT 2005-2008		PLANNING 2009				MINUS TARGET 2005-2009	
						TARGET		UNIT COST	COST (Rp. 000)		
1	Acces and quality Improvement ECE services	172,000	Lbg	31,206	Lbg	16,847	Lembaga	26,210	441,566,000	123,947	Lbg
2	Implementation of EP at Paket A equal with Primary Education	764,256	Org	390,741	Org	99,840	Orang	541	54,000,000	273,675	Org
3	Implementation of EP at Paket B equal with Junior Seconday School	2,424,980	Org	1,931,475	Org	473,390	Orang	1,284	608,000,000	20,115	Org
4	Implementation of Functional Literacy program	7,717,624	Org	31,206	Org	1,291,930	Orang	400	516,291,680	2,875,913	Org
5	Implementation of Courses and Life skill	885,966	Org	482,044	Org	171,455	Orang	2,145	367,700,000	232,467	Org
6	Implementation of EP at Paket C equal with Senior High School	200,000	Org	115,941	Org	35,000	Orang	1,429	50,000,000	49,059	Org

FUNDING DESIGN OF 2009 AND ACTIVITY PLAN PRIORITY OF 2010

DIRECTORATE GENERAL OF NON FORMAL AND INFORMAL EDUCATION

NO	PROGRAM/ACTIVITY	YEAR OF 2009				DESIGN FOR 2010			
		TARGET		COST UNIT	TOTAL (Rp. 000)	TARGET		COST UNIT	TOTAL (Rp. 000)
10.01.01	EARLY AGE EDUCATION				497,000,000				1,412,767,000
2587	QUALITY AND ACCESS IMPROVEMENT OF EARLY AGE EDUCATION THROUGH AVAILABILITY OF LEARNING MATERIAL AND EDUCATIVE GAME	16,847	Institution	29,500	497,000,000	1,130,214	children	1,250	1,412,767,000
10.02.01	LEARNING COMPULSARY PROGRAM				662,000,000				1,126,080,000
2573	conducting Paket A equal to elementary school	99,840	people	541	54,000,000	120,000	people	885	91,080,000
2645	conducting paket B equal to junior high school	473,390	people	1,284	608,000,000	600,000	people	1,796	1,035,000,000
10.04.01	NONFORMAL EDUCATION PROGRAM				1,266,278,252				2,029,788,562
3472	functional literacy education	1,291,930	people	400	516,291,680	1,907,888	people	575	895,029,000
2588	educational equity (paket C)	35,000	people	1,429	50,000,000	60,000	people	1,725	103,500,000
3409	course and apprenticesment	171,455	people	2,145	367,700,000	236,070	people	2,375	560,666,250
xxxx	operational aid unit PNFI	-		-	-	4,000	institution	10,000	40,000,000
2544	PNFI institutionalize development	232	Institution	661,699	153,514,252	460	institution	500,000	230,000,000
2548	women education development	8,900	people	2,248	20,008,320	14,240	people	2,248	32,013,312
0001	employee payrole	957	people	36,764	35,183,000	997	people	40,000	39,880,000
0002	office opeartional and beureucracy service	13	working	9,506,231	123,581,000	13	working	9,900,000	128,700,000
10.07.02	READING HABIT IMPROVEMENT PROGRAM AND COUNCELING				9,375,000				100,625,000
2417	Library aid and reading habit improvement program	375	Institution	25,000	9,375,000	225	institution	447,222	100,625,000
11.05.01	Children and PUG institutional reinforcement program				17,560,600				30,495,337
0105	Children and PUG institutional reinforcement	159	Institution	110,444	17,560,600	13	institution	2,345,795	30,495,337
11.05.01	EDUCATIONAL MANAGEMENT SERVICE	5	working	2,114,833	10,574,166	13	working	3,450,000	44,850,000
0035	DESGINING WORKING PLAN	5	working	2,114,833	10,574,166	13	working	3,450,000	44,850,000
TOTAL					2,462,788,018				4,744,605,899

ACTIVITY PLAN AND FUNDING OF 2010-2014

DIRECTOARTE GENERALE OF NON FORMAL AND INFORMAL EDUCATION

NO	PROGRAM/ACTIVITY	UNIT		YEAR OF 2010		YEAR OF 2011		YEAR OF 2012		YEAR OF 2013		YEAR OF 2014
		TARGET	COST	TARGET	COST	TARGET	COST	TARGET	COST	TARGET	COST	TARGET
1	CHILDREN EDUCATION PROGRAM	CHILDRE	1,250	1,130,214	1,412,767,000	1,244,316	1,749,818,813	1,360,074	1,895,603,138	1,474,628	2,036,829,649	1,590,883
2	EDUCATION COMPULSARY PROGRAM	people	1,564	720,000	1,126,080,000	978,000	1,715,357,250	1,223,700	2,091,254,864	1,211,235	2,009,735,474	1,183,383
a.	CONDUCTING Paket A equal to elementary	people	759	120,000	91,080,000	168,000	143,451,000	243,600	206,155,026	280,140	234,952,017	308,154
	- new class	people	759	82,830	62,867,970	67,590	57,713,411	93,180	77,795,982	119,370	99,662,013	95,604
	- extension class 1	people	759	17,580	13,343,220	82,830	70,726,466	67,590	56,430,891	93,180	77,795,982	119,370
	- extension class 2	people	759	19,630	14,899,170	17,580	15,011,123	82,830	69,154,767	67,590	56,430,891	93,180
b.	conducting Paket B equal to junior high	people	1,725	600,000	1,035,000,000	810,000	1,571,906,250	980,100	1,885,099,838	931,095	1,774,783,457	875,229
	- new class	people	1,725	415,665	717,022,125	251,975	488,988,984	312,460	592,892,850	366,660	695,737,350	196,109
	- extension class 1	people	1,725	142,360	245,571,000	415,665	806,649,891	251,975	478,122,563	312,460	592,892,850	366,660
	- extebnsion class 2	people	1,725	41,960	72,381,000	142,360	276,267,375	415,665	788,724,338	251,975	478,122,563	312,460
3	EDUCATION PROGRAM		915	2,218,198	2,029,788,562	2,270,604	2,490,797,116	2,008,966	2,647,111,246	1,786,187	2,754,679,519	1,609,157
a.	FUNCTIONAL LITERASY EDUCATION	people	469	1,907,888	895,029,000	1,870,231	973,808,350	1,468,507	806,677,976	1,108,087	606,821,391	719,839
	- basic literacy	people	450	1,543,094	694,392,300	1,252,993	634,327,670	842,011	422,479,019	602,880	299,782,080	297,823
	- extension literacy	people	550	364,794	200,636,700	617,238	339,480,680	626,496	384,198,957	505,207	307,039,311	422,016
b.	educational equity (Paket C)	people	1,725	60,000	103,500,000	105,000	212,821,875	168,000	323,127,000	252,000	480,343,500	378,000
	- new class	people	1,725	43,690	75,365,250	54,680	106,113,375	69,630	133,924,601	127,690	243,393,101	180,680
	- extension class 1	people	1,725	6,630	11,436,750	43,690	84,785,906	54,680	105,170,145	69,630	132,723,484	127,690
	- extension class 2	people	1,725	9,680	16,698,000	6,630	12,866,344	43,690	84,032,254	54,680	104,226,915	69,630
c.	course and PKH	people	2,375	236,070	560,666,250	278,570	744,304,219	351,270	930,206,869	401,860	1,054,631,338	482,230
d.	women education	people	2,248	14,240	32,013,312	16,803	42,497,672	21,189	57,162,202	24,240	68,118,290	29,088
e.	institutional development of PNFI	institution	500,000	460	230,000,000	470	264,375,000	480	267,600,000	490	270,725,000	500
f.	operational unit aid of PNFI	Lembaga	10,000	4,000	40,000,000	4,800	54,000,000	5,760	64,224,000	6,912	76,377,600	8,294
g.	employee payrole	people	40,000	997	39,880,000	1,047	47,115,000	1,067	47,588,200	1,097	48,487,400	1,117
h.	operational office	working unit	9,900,000	13	128,700,000	15	151,875,000	15	150,525,000	15	149,175,000	15
4	IMPROVEMENT OF READINNG HABIT PROGRAM AND LIBRARY COUNCELING	institutio n	28,750	3,500	100,625,000	4,000	112,500,000	4,500	125,437,500	5,000	138,125,000	5,500
5	REINFORCEMENT PUG AND CHILDREN INSTITUTIONAL	institutio n	135,535	225	30,495,337	305	40,439,469	320	42,051,155	403	52,483,212	410
6	EDUCATIONAL SERVICE MANAGEMENT PROGRAM	working unit	3,450,000	13	44,850,000	15	50,625,000	15	50,175,000	15	49,725,000	15
TOTAL					4,744,605,899		6,159,537,647		6,851,632,902		7,041,577,854	
rising percentage rate towards last year funding					33.14%		29.82%		11.24%		2.77%	